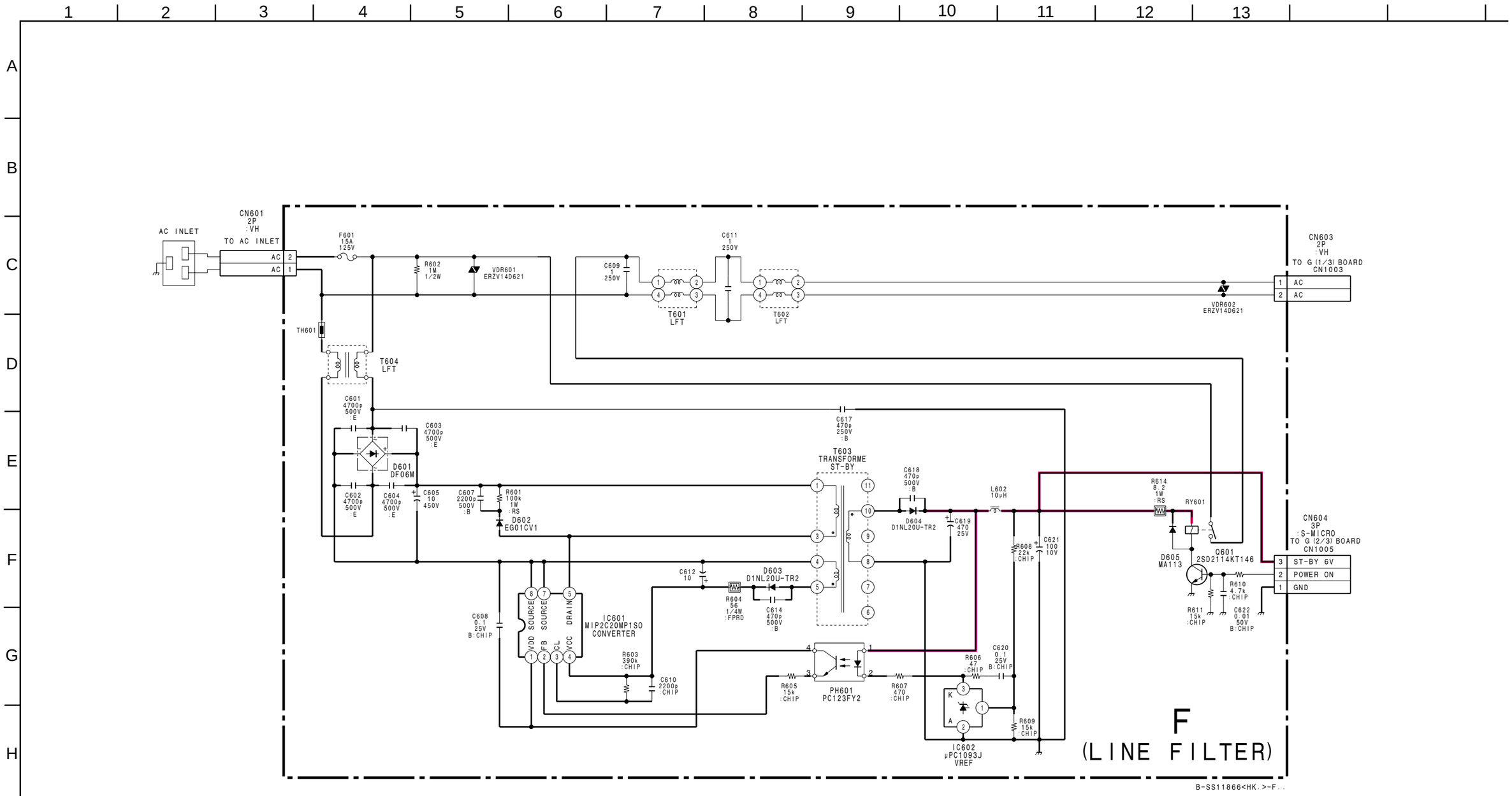
AC INLET
CN601
2P
:VH
TO AC INLET
AC 2
AC 1
F601
15A
125V
R602
1M
1/2W
VDR601
ERZV14D621
C609
1
250V
C611
1
250V
T601
LFT
T602
LFT
VDR602
ERZV14D621
CN603
2P
:VH
TO G (1/3) BOARD
CN1003
1 AC
2 AC
TH601
T604
LFT
C601
4700p
500V
:E
C603
4700p
500V
:E
D601
DF06M
C602
4700p
500V
:E
C604
4700p
500V
:E
C605
10
450V
C607
2200p
500V
:B
R601
100k
1W
:RS
D602
EG01CV1
C617
470p
250V
:B
T603
TRANSFORME
ST-BY
C618
470p
500V
:B
D604
D1NL20U-TR2
C619
470
25V
L602
10μH
R614
8.2
1W
:RS
RY601
D605
MA113
Q601
2SD2114KT146
R608
22k
:CHIP
C621
100
10V
CN604
3P
S-MICRO
TO G (2/3) BOARD
CN1005
3 ST-BY 6V
2 POWER ON
1 GND
R610
4.7k
:CHIP
R611
15k
:CHIP
C622
0.01
50V
B:CHIP
C612
10
D603
D1NL20U-TR2
R604
56
1/4W
:FPRD
C614
470p
500V
:B
C608
0.1
25V
B:CHIP
IC601
MIP2C20MP1SO
CONVERTER
VDD
SOURCE
FB
SOURCE
CL
DRAIN
VCC
R603
390k
:CHIP
C610
2200p
:CHIP
R605
15k
:CHIP
PH601
PC123FY2
R607
470
:CHIP
R606
47
:CHIP
C620
0.1
25V
B:CHIP
R609
15k
:CHIP
IC602
μPC1093J
VREF
F
(LINE FILTER)
B-SS11866<HK.>-F..

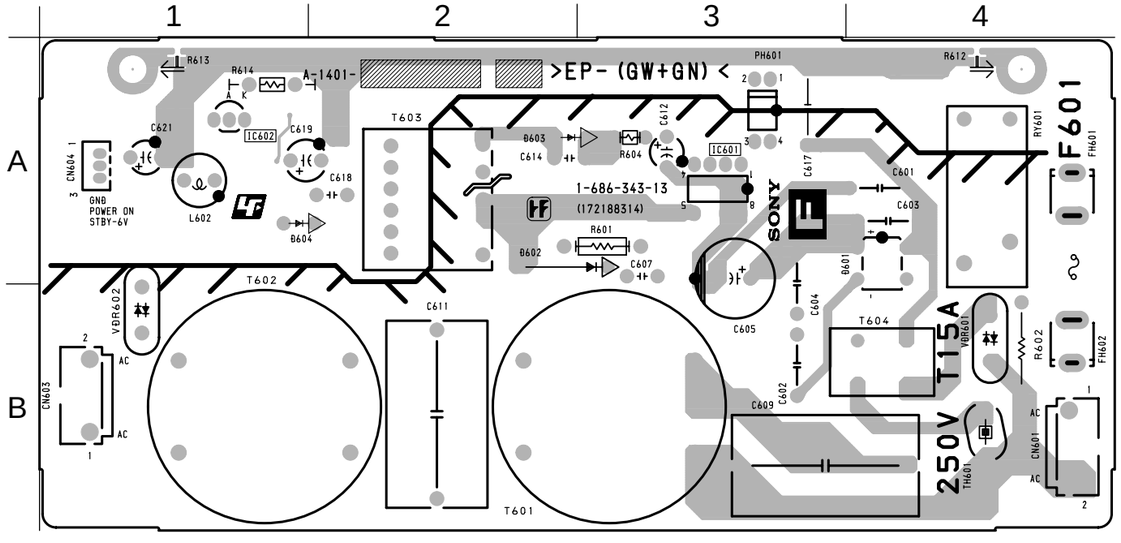

<COMPONENT SIDE>

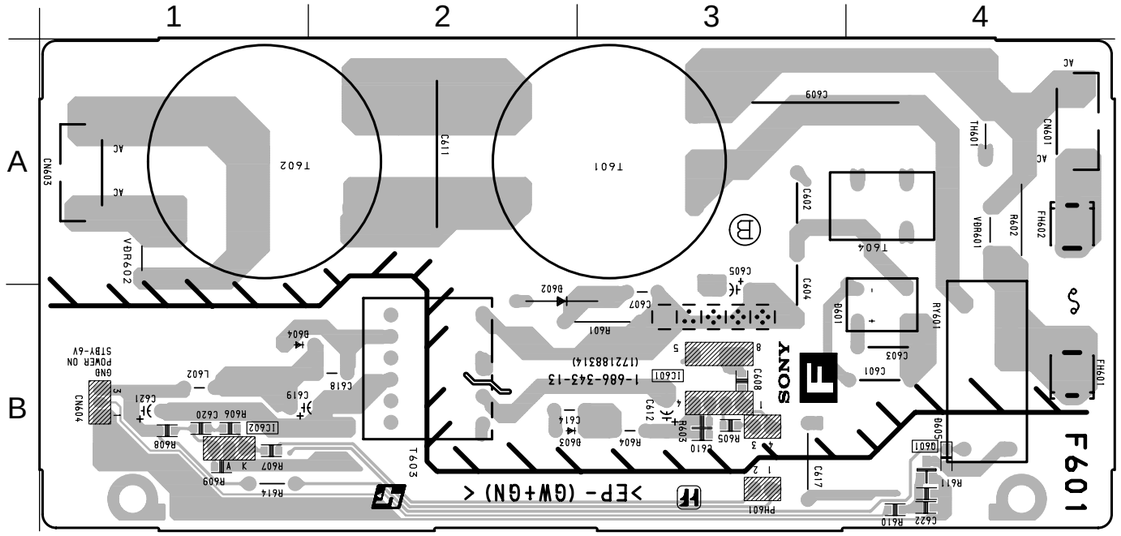

<CONDUCTOR SIDE>

- **F BOARD SEMICONDUCTOR LOCATION**

IC	(COMPONENT SIDE)	(CONDUCTOR SIDE)
IC601	A-3	
IC602	A-1	

TRANSISTOR	(COMPONENT SIDE)	(CONDUCTOR SIDE)	*
Q601		B-4	①

DIODE	(COMPONENT SIDE)	(CONDUCTOR SIDE)	*
D601	A-4		-
D602	A-2		-
D603	A-2		-
D604	A-1		-
D605		B-4	③

∗: Refer to Terminal name of semiconductors in silk screen printed circuit (see page 4-14)